

Scott Smallwood

Quiet City

for solo piano (amplified)

Edmonton, AB
November 2020

Quiet City

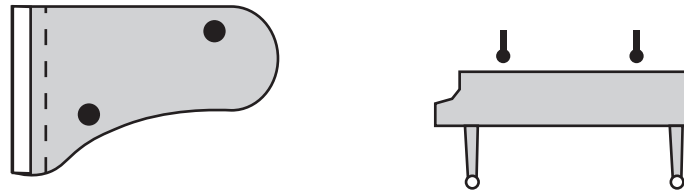
for solo piano (amplified)



by
Scott Smallwood

NOTES:

1.) This piece should be performed with amplification, at least two microphones spaced apart, as shown. The lid should be removed.



2.) 2 woodblocks will be needed, or the player may use woody areas on the piano for gentle knocking sounds. A small wooden mallet or hammer, and two wooden chopsticks are also needed.



3.) Significant portions are played on the piano strings and structure. Some sections have special instructions - please see each section for details. Global special symbols as follows:

Dampen a given string,
random locations



Dampen, hold, and
release string.



Pizzicato
(pluck string)



Tap on string
w/ nail



QUIET CITY

I.

R.H. on A0 string

$\text{♩} = 40$

touch (hold) release (touch, varied pos. on string - see notes page)

L.H. *g^{va}*

pp *mf* *pp* *ppp* *mp* *p* *mf* *pp* *p* *ppp*

Ped.

pp *pizz.*

pp *ppp* *mf* *pp* *ppp* *mp* *mf* *p* *mp* *mp* *p* *mp*

ord.

Ped.

R.H. *pizz.* on E7 string

R.H. touch/tap on E7 string, rapidly

L.H. ord

L.H. key, rapidly, frantically, ad lib

10" faster, tapping on key (avoid striking the string) 15"

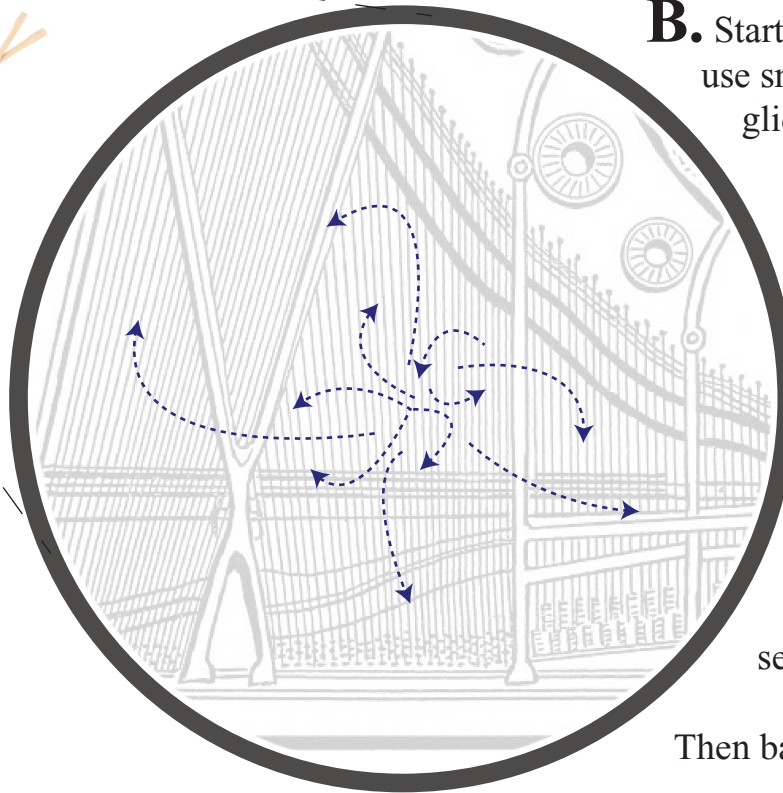
ppp *mp* *ppp* *p* *pp*

Ped.

II.

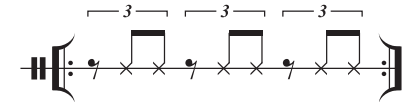


A. Standing, lean over the piano, and allow your legs each to press down and hold a small cluster of white keys on either side of C4. Weights may be used.



B. Starting in the center of the area shown, use small bamboo chopsticks to gently glide along the strings, stirring...

Use a light lilting rhythm, as follows:



Start small and stay inside main struts for at least 60 seconds.

Then move out and lightly tap on the struts and other areas beyond for 30 seconds.

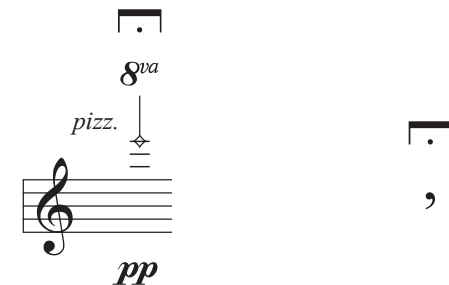
Then back inside for 60 seconds.

Keys should be pressed down throughout, no pedal.



mp

C. Lightly pluck the E6 string and let ring, stay silent for 10 seconds.



III.

Traces: April 4 (23)

(♩ = 80)

The musical score is written for piano in 4/4 time. It consists of two staves: a treble clef staff and a bass clef staff. The tempo is marked as quarter note = 80. The piece is divided into two sections by a repeat sign. The first section spans the first four measures, and the second section spans the last four measures. Dynamic markings are placed below the notes: *mp* (mezzo-piano) in the first measure, *p* (piano) in the second, *pp* (pianissimo) in the third, and *mp* in the fourth. In the second section, *p* is marked in the sixth measure, and *ppp* (pianississimo) is marked in the eighth measure. The bass staff features a melodic line in the first section and a harmonic accompaniment in the second section. A fermata is placed over the final note of the piece in the eighth measure.

IV.

8va
ppp — *p* — *ppp*

8va
mp — *f*

Play this figure, occasionally interrupting with any of the options (including rests)

Two woodblocks,
or wooden parts of the piano,
w/ wooden hammer or chimes mallet

pp
mp

3:00

pp

p

V.

Traces: April 29 (137)

♩ = 60

pp

Leo. [] Leo. []

7

Leo. [] Leo. [] *ppp*

12

p *pp* *p* *pp*

Leo. [] Leo. [] Leo. []

19

Leo. []

VI.



R.H., strum (guitar-like) up and down on the piano strings in the range shown, using this rhythm:

♩ = 120

mp *pp*

2:00

L.H., hold these keys down (but do not allow hammers to strike the keys) as shown.

Ped.  Pedal: Release it very very gradually...60'' 

VII.

Traces: May 18 (60)

$\text{♩} = 100$

p

Ped.

mp *p* *mp* *p*

pp *pp*

Ped.

ppp

Ped.

VIII.



A. Place fingers on lowest strings as shown:

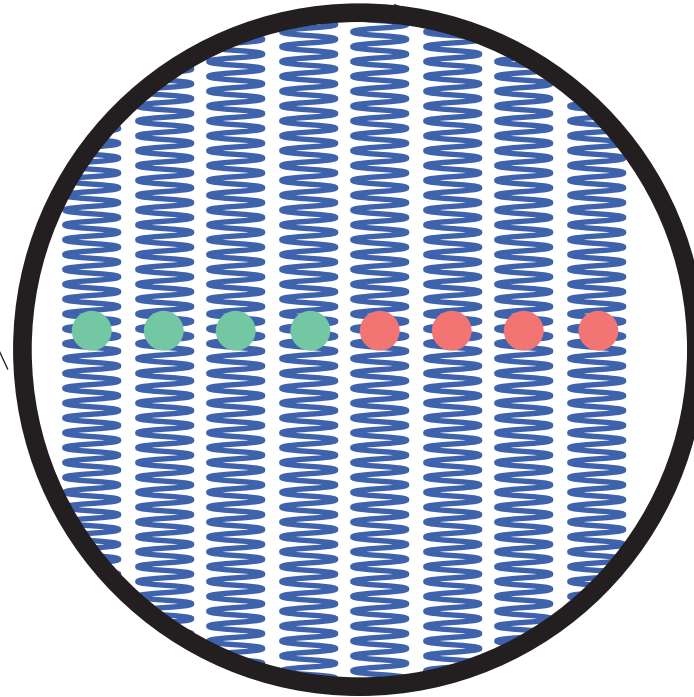


L.H.



R.H.

B. Starting with left most string, scrape up/down slowly with each finger, one at a time, moving to the right and left so that the sound is continuous.



C. Every 20 seconds or so, strum all lower strings with right hand in a right-wards direction, and then resume B.

2:00



IX.

Traces: June 3 (103)

$\text{♩} = 40$

p *p* *mp* *p* *mp* *pp*

Ped. Ped.

5

p *mp* *p* *mp* *p* *pp*

Ped. Ped.

XI.

R.H. touch/tap on E7 string, rapidly
R.H. pizz. on E7 string
L.H. key, rapidly, frantically, ad lib 10"
L.H. ord

ppp *p*

pp *mp* *pp*

Rec.

♩ = 40

pp *pizz.*
R.H. on A0 string

pp *mf* *pp* *ppp* *mp* *mf* *p* *mp* *mp* *p* *mp*

Rec.

L.H. *8va*

pp *mf* *pp* *ppp* *mp* *p* *mf* *pp* *p* *pp* *ppp* *pizz.*

Rec.